

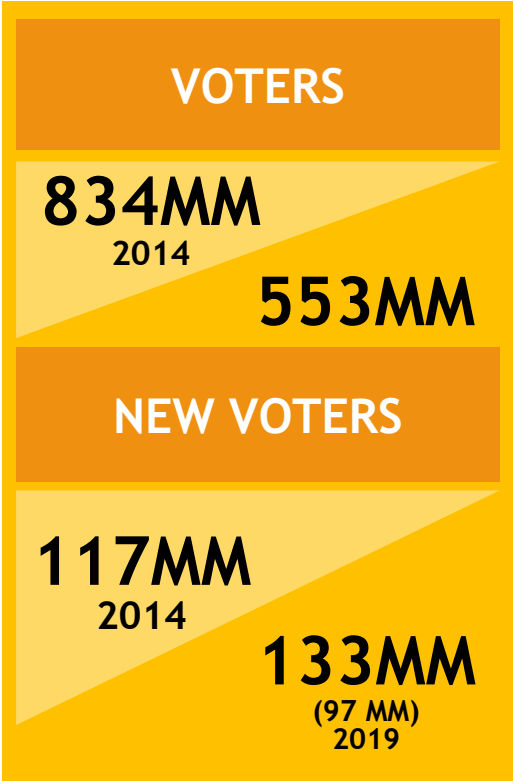
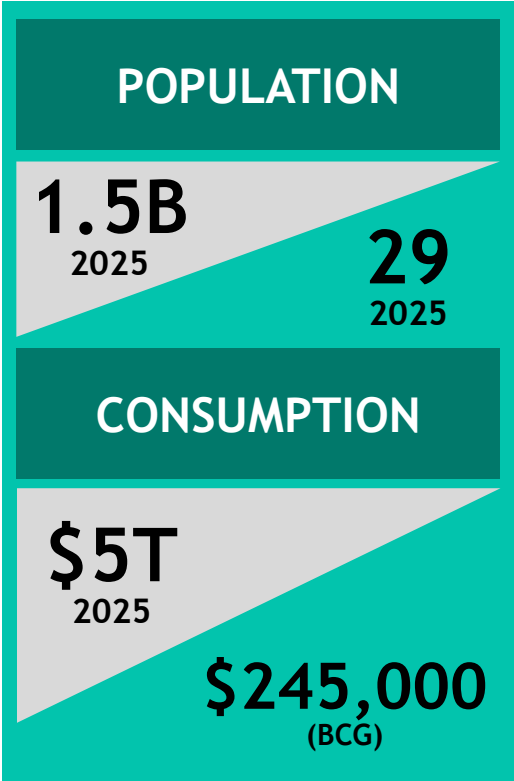


**INVEST INDIA**

NATIONAL INVESTMENT PROMOTION AND  
FACILITATION AGENCY

# Transforming India

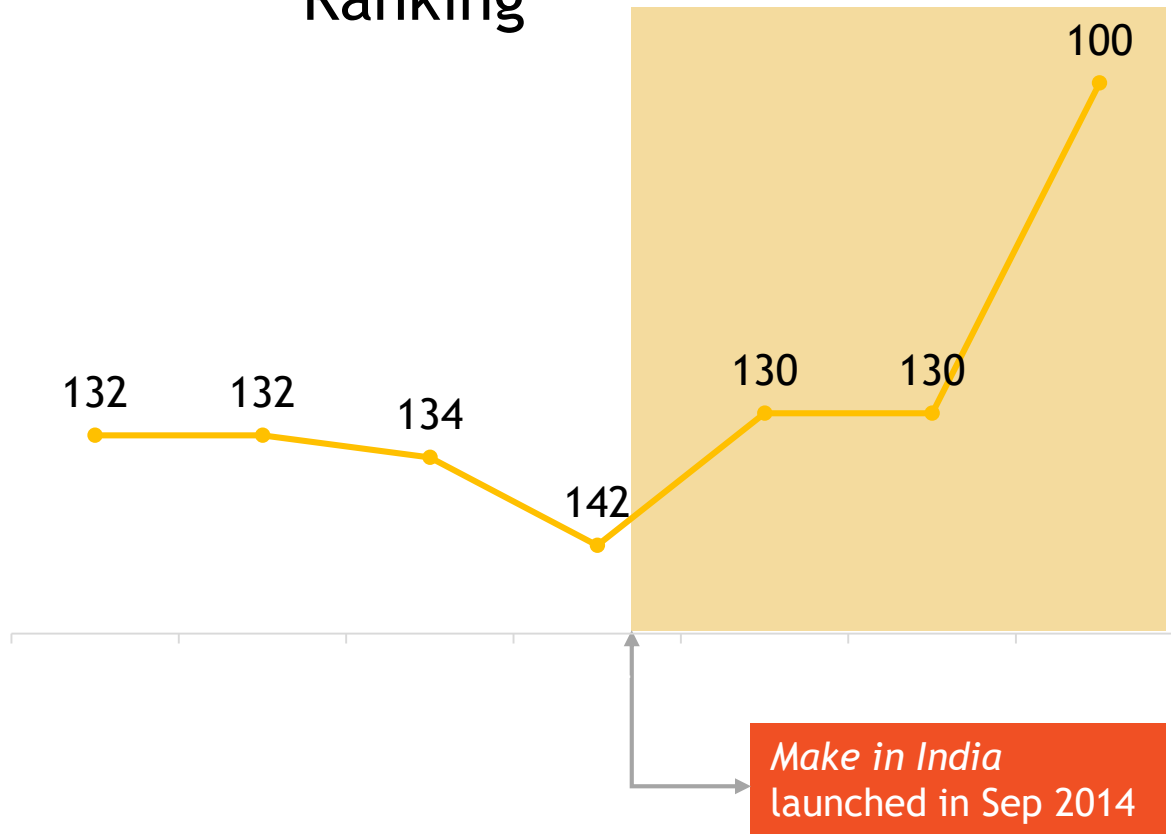
# NEW INDIA





# EASE OF DOING BUSINESS: IMPACT

World Bank's Doing Business Ranking



**↑ 30 places**  
Ease of Doing Business Ranking  
#100 (2018)



**↑ 32 Places**  
Global Competitiveness Index  
#39 (2016)



**↑ 21 Places**  
Global Innovation Index  
#60 (2017)



**↑ 19 Places**  
Logistics Performance Index  
#60 (2016)

# TRANSFORMING INDIAN INFRASTRUCTURE





# 1 in PPP  
Operational  
Maturity

ADB Infrascope 2014



Over 1,400  
PPP completed  
projects



Comprehensive  
institutional  
framework for PPI

Developed Market for PPP -  
ADB Infrascope 2014



Focus for  
infrastructure  
development



Increased  
Budgetary  
allocation for  
Infrastructure -  
\$100 Bn



Infrastructure  
development  
plan - \$ 3 Tn





# INDIA INFRASTRUCTURE STRATEGY



- **Integration**  
(Sagarmala, Economic corridors)
- **Investible**  
(Tax rationalization, Investor facilitation, Rationalized risk allocations)
- **New Models**  
(Secondaries, Fund of Funds, Viability improvement through structuring)
- **New Avenues**  
(Waterways, High Speed rail, logistic parks)

Delhi Metro construction site

# ROADS & HIGHWAYS



- 2X of NH (2,00,000 km)
- 66,000+ KMs under Bharatmala
- 350 bridges projects
- 100+ asset recycling projects
- Economic Corridors

\$ 150 Bn

Bandra Worli Sea Link, Maharashtra, BOT - \$ 350Mn



# RAILWAYS



- 7 High Speed Railways
- 6 Dedicated Freight Corridors
- 600 Station Re-development
- Port / Mine Connectivity

\$ 142 Bn

Pamban rail bridge, Tamil Nadu, EPC



# POWER

- 175 GW Renewable Power by 2022
- 24 X 7 affordable & Environment friendly Power for all by 2019
- 18,000 MW Transmission Capacity in South India by 2018

\$ 250 Bn

4000 MW Ultra Mega Power Plant, Rajasthan, PPI - \$ 4 Bn

# PORTS & SHIPPING



- 7 Greenfield Major Ports
- 40+ Capacity enhancement projects
- 80+ Port Connectivity Projects
- 111 National Waterways development

\$ 150 Bn

Mundra Port, Gujarat, PPI - \$ 250 Mn



# URBAN INFRASTRUCTURE

- 100 Smart Cities
- 500 Cities for Rejuvenation and Urban Transformation
- 50+ Metro Rail Projects

\$ 200 Bn



# AIRPORTS



- 100 Low cost airports in next 15 years
- 400 Airports upgradation
- 19 additional airports under the greenfield Airport policy

\$ 120 Bn

Mumbai airport PPP - \$ 3Bn







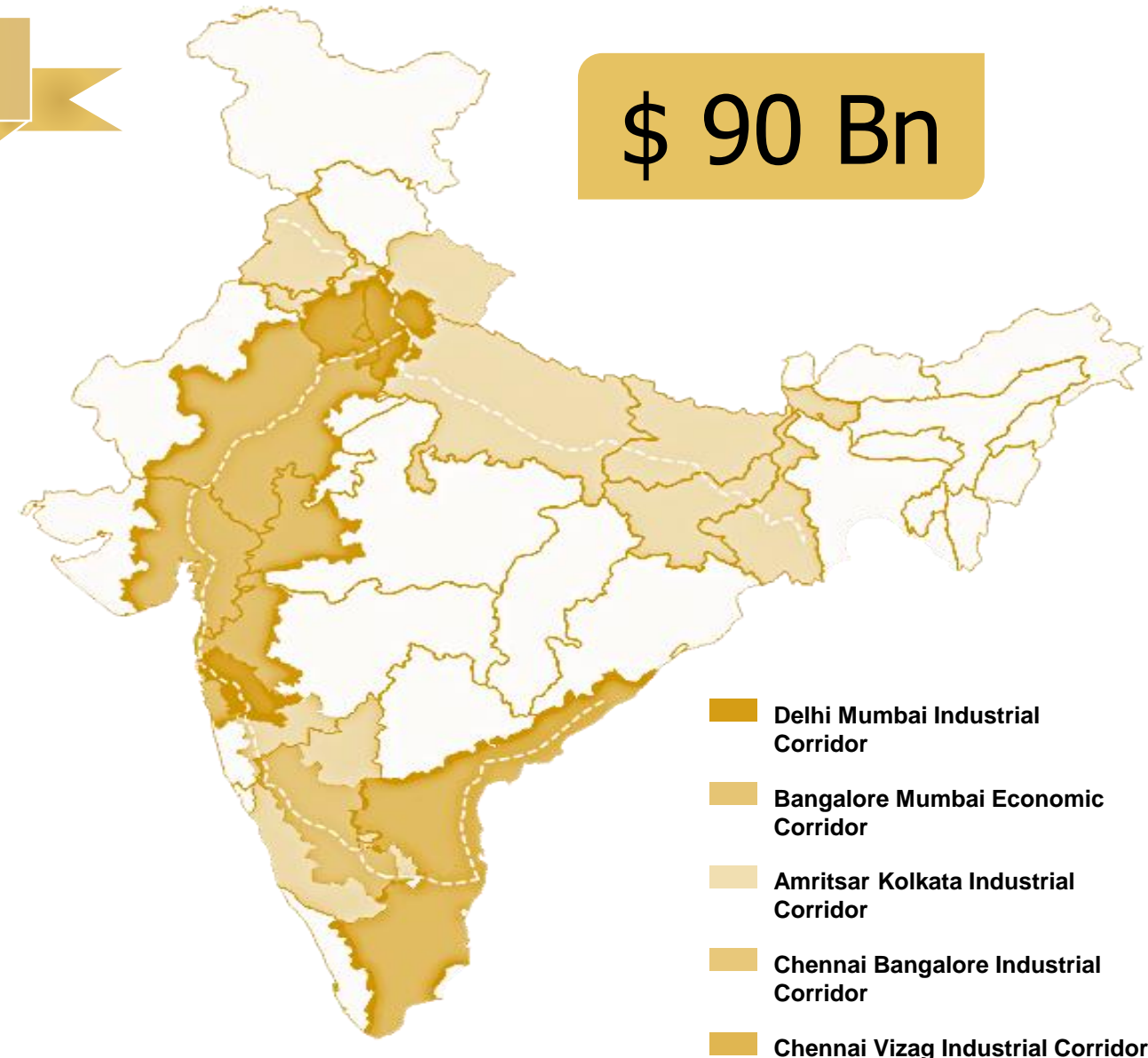
# Delhi Mumbai Industrial Corridor

*One of the largest infrastructure project in the world, developed in PPP Mode*

High Access Corridor- Road & Rail

\$ 90 Bn

<b>24</b> Investment / Industrial Regions	 International Aviation Hub	<b>8</b> Smart Cities
 Logistic Hubs	<b>1504</b> kms Dedicated Freight Corridor	 Railway Stations
Utilities for Power & Water	 Convention Centre	<b>2</b> MRTS Projects



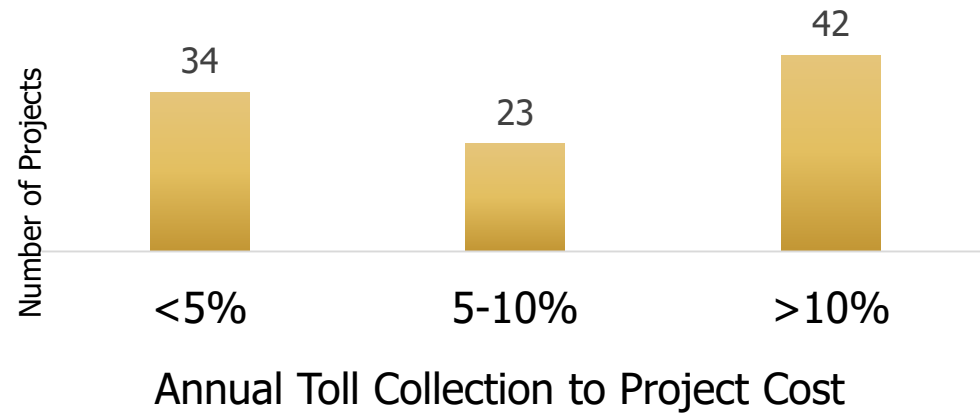
# PARTICIPATE IN INDIA'S GROWTH





# Infrastructure Asset Leasing (Toll – Operate – Transfer)

## 104 Operational Highway Projects



## Reasons to Invest

Cash  
Generating  
Assets

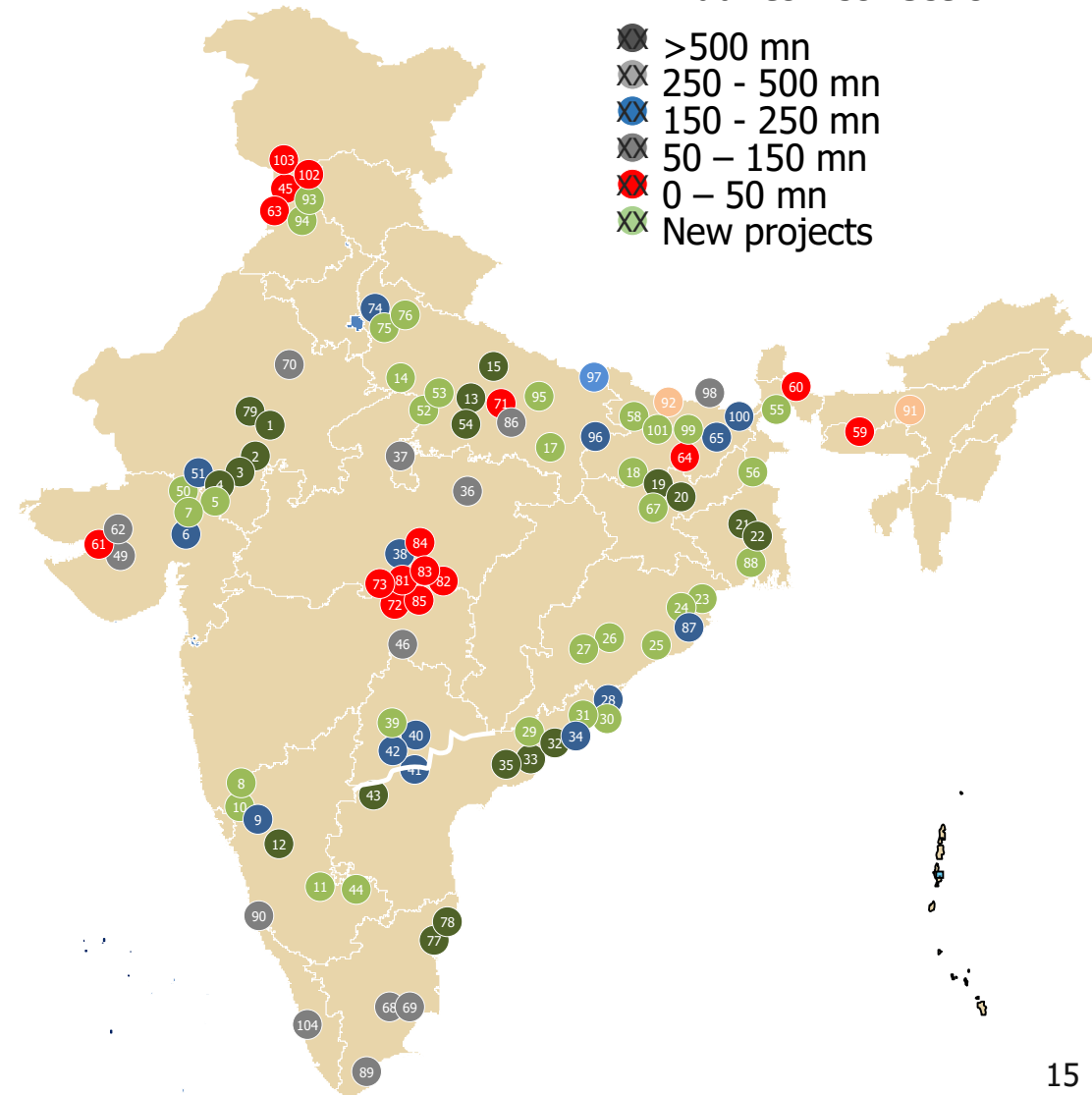
Long Term  
Concession

Proven  
Revenue  
Streams

No  
Construction  
Risk

## Brownfield Assets

## Annual toll collection



# India Rolling Stock PPP Procurement – \$20 Bn opportunity

## The Opportunity

**50+**  
Metro/MRTS Projects

**500+**  
Annual Coach  
Procurement target

**\$1Bn+**  
Capital required per  
annum

## Reasons to Invest

Guaranteed  
Cash flow  
Streams

Long Term  
Concession

No Traffic  
Risk

Limited / No  
competition

Well established Global Manufacturing Supply Chain

**\$20 Billion**





# Logistics Parks

## Growth Drivers

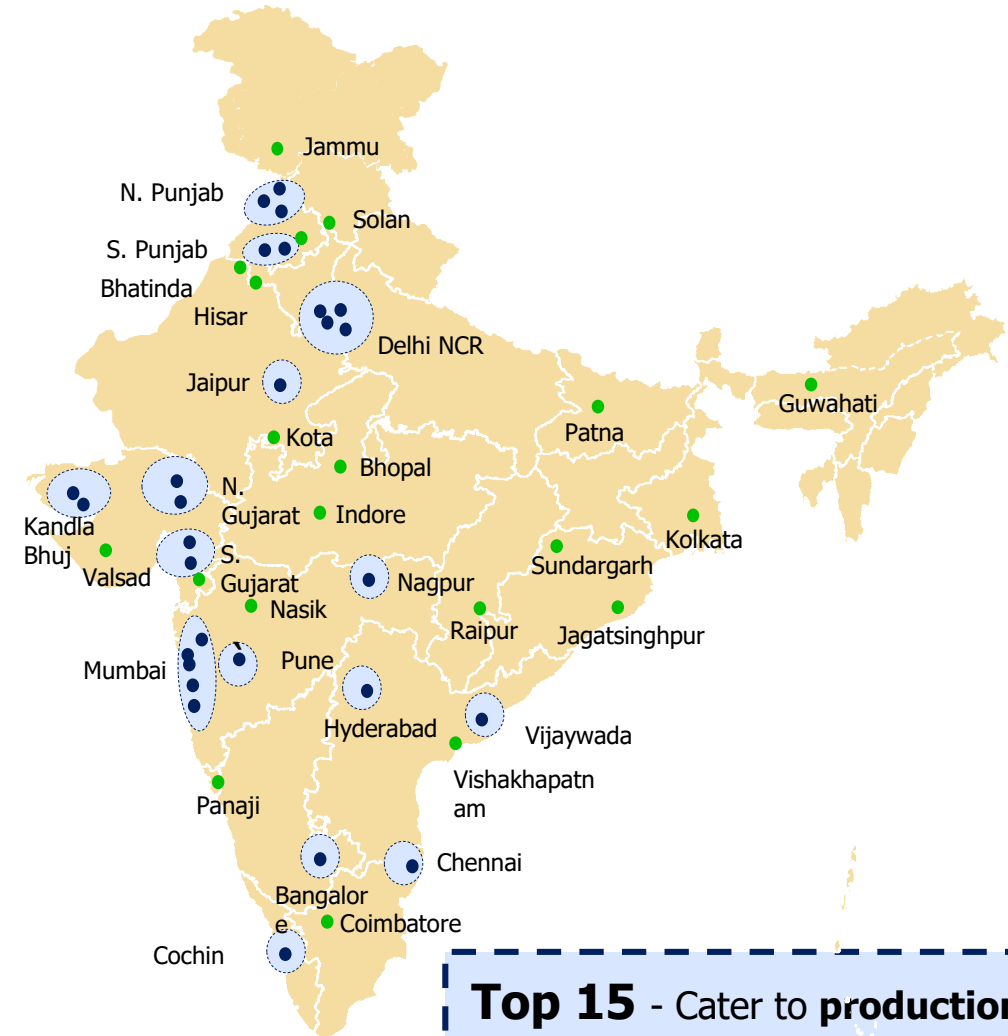


**14%**  
Cost of Logistics



## Government Support

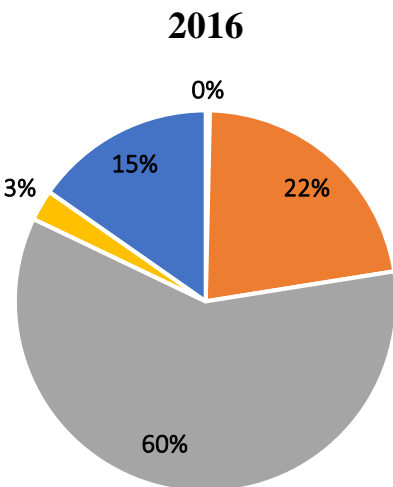
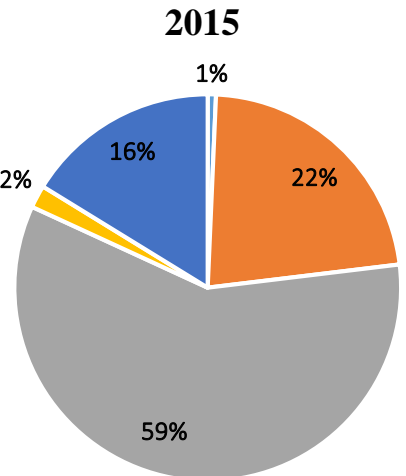
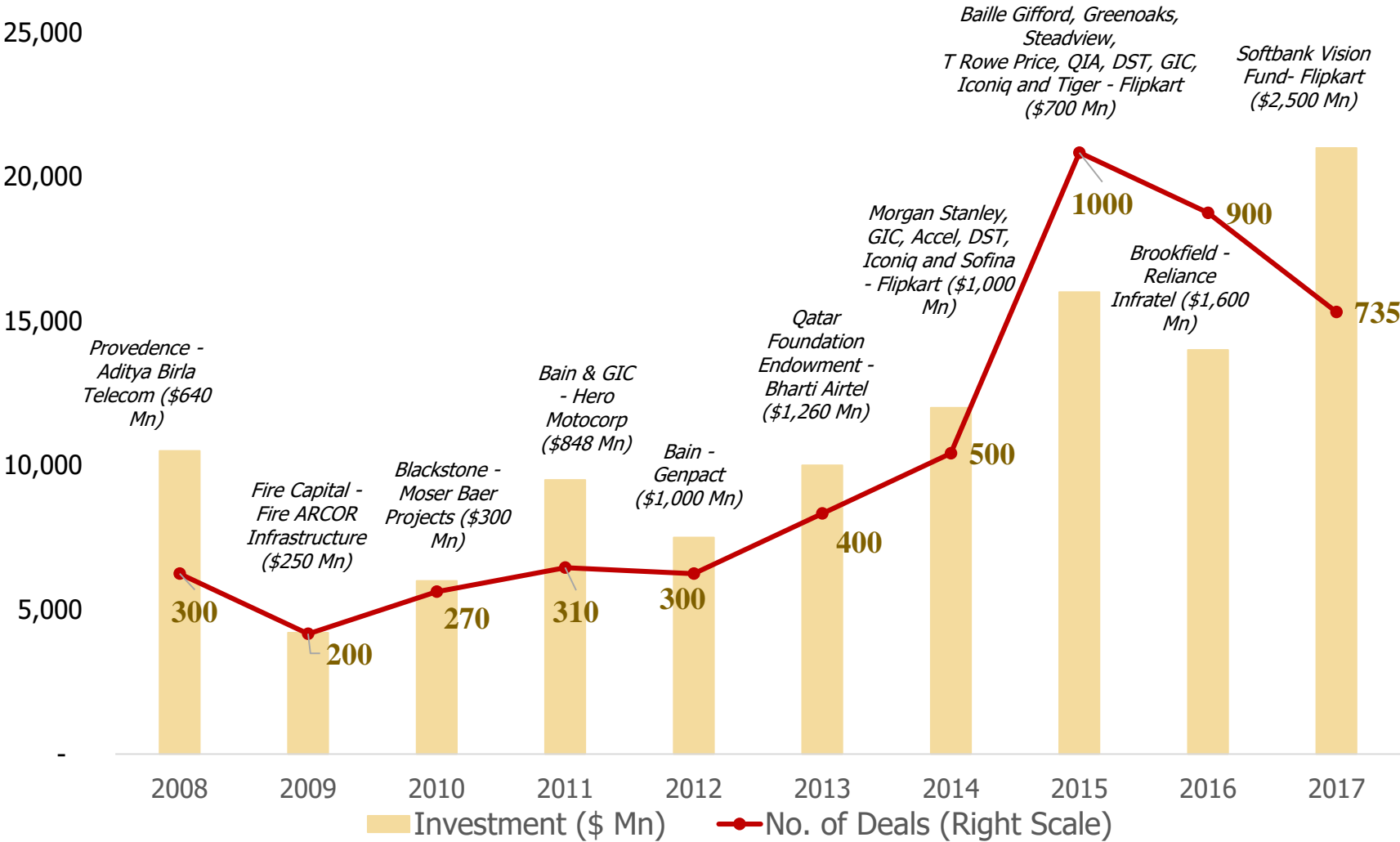
- Large land parcels (100 – 500 acres)
- Long term concession (30 – 60 years)
- Trunk Infrastructure (Road, Railway, Airport & Waterway connectivity)
- Infrastructure Status



**Top 15** - Cater to **production**  
& **consumption** centers  
for ~ **40%** of road freight.

# Private Equity Investments – India Overview

Private Equity Breakdown by Value









Angel / Seed  
Pre-IPO  
Venture Capital  
Placements  
PE Funds

660 active funds currently 2.5X growth over 2011



# LP India Investment Experience

 <p>ADIA دھارا ابوظہبی للاستثمار Abu Dhabi Investment Authority</p>	Energy <span>Mi</span> Housing <span>Mi</span> Highways <span>Mi</span>	Railways   Retail   Consumer goods
 <p>FAIRFAX FINANCIAL HOLDINGS LIMITED</p>	Airports <span>M</span> Logistics <span>M</span> Financial Services <span>SM</span>	Infrastructure   Retail   Consumer goods
 <p>CPP INVESTMENT BOARD</p>	Real Estate <span>M</span> Financial Services <span>M</span> Logistics <span>SM</span>	Healthcare   Financial Services   Retail
 <p>TEMASEK</p>	Financial Services <span>Mi</span> Logistics <span>Mi</span> Energy <span>Mi</span>	Healthcare   Natural Resources   Consumer goods
 <p>CDPQ</p>	Renewables <span>M</span> Logistics <span>M</span> Real Estate <span>M</span>	Healthcare   Financial Services   Retail
 <p>INVESTISSEMENTS PSP INVESTMENTS</p>	Highways <span>M</span>	Energy   Telecom

Growth capital in existing platforms

Controlling Stake in operational assets

Co-investments in M&A deals

New platform creation with experienced operators

Indirect investments through GPs

Mi Minority hold

M Majority hold

SM Significant Minority hold

# YOUR PARTNER IN INDIA





# Invest India: Your Partner in India

## GOVERNMENT

Centre / States

Foreign Missions / Agencies



## INDUSTRY

Associations / Corporates

Professional Advisors / Academia

**Awareness &  
Engagement**

**Business  
Advisory**

**Strategy &  
Implementatio  
n**

**Investor  
Aftercare**

**Long term  
partnership**



**1**  
UNCTAD Award for World's  
Best Practice IPA  
2016

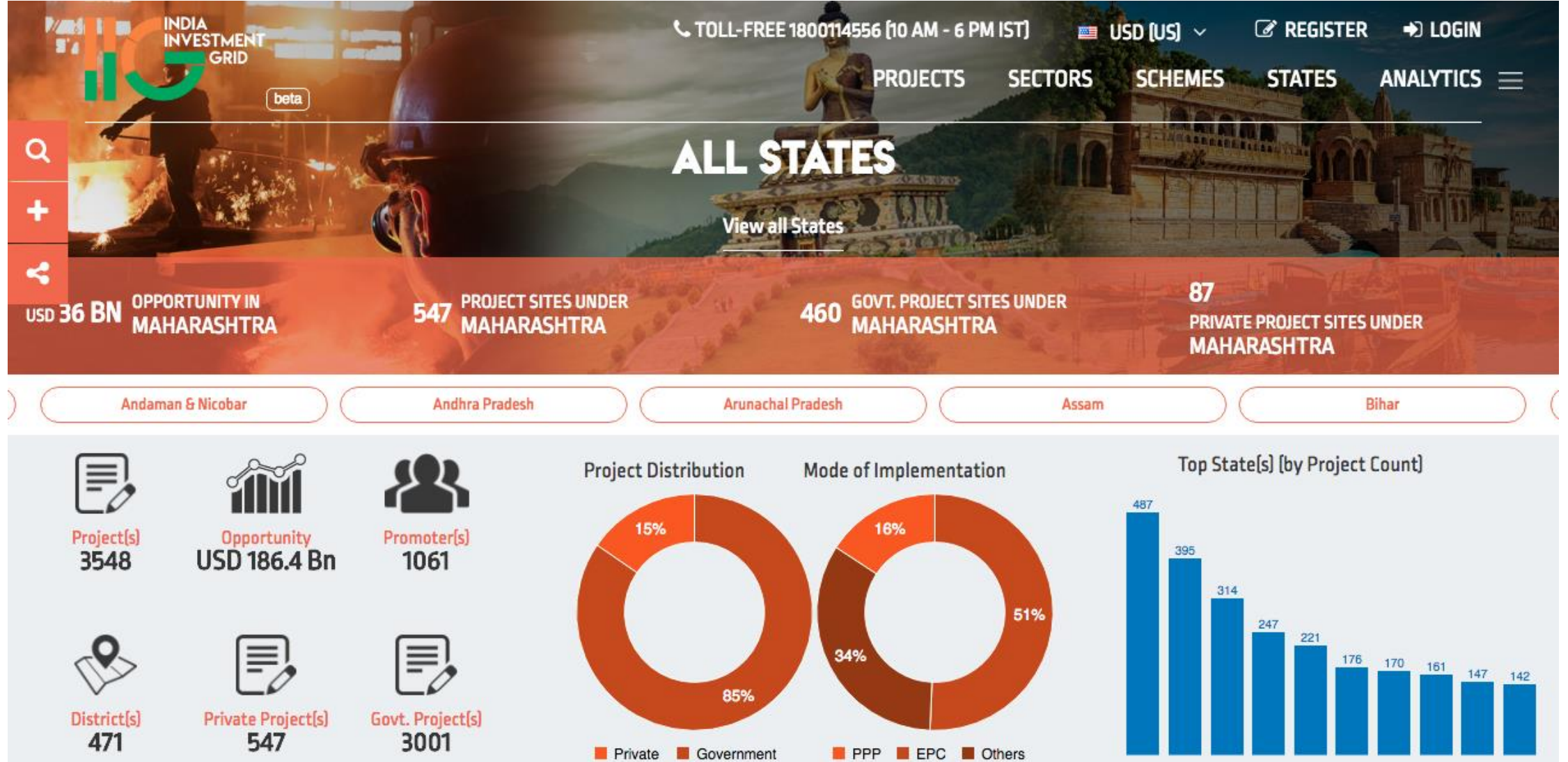


**1**  
IPA in South Asia,  
East Asia, Oceania  
2016



**1**  
Best Investment  
Deal for IUIH  
2016


# IIG: PAN-INDIA PROJECT PORTAL







[www.indiainvestmentgrid.com](http://www.indiainvestmentgrid.com): INTERACTIVE PLATFORM FOR INVESTORS AND PROJECT PROMOTERS






# IIG: EXPLORE PROJECT-WISE OPPORTUNITIES





INR (INDIA)   REGISTER  LOGIN


PROJECTS SECTORS SCHEMES STATES ANALYTICS 

  Filters


State 

Sector 

Subsector 



Government Schemes 


Project Cost :

<INR 10 Cr  >INR 500 Cr


Ownership :


Private Government


 Search  Reset




**SOLAR PARK PROJECT (SAKRI)**  
**INR 4,000 Cr**


Sector : Energy 


Subsector : Solar Energy 


State[s] : Maharashtra 




**SOLAR PHOTOVOLTAIC POWER PROJECT (SONBHADRA)**  
**INR 200 Cr**


Sector : Energy 


Subsector : Solar Energy 

State[s] : Uttar Pradesh 





**SOLAR PHOTOVOLTAIC POWER PROJECT (DURGAPUR)**  
**INR 200 Cr**


Sector : Energy 



**SOLAR POWER PROJECT (KARNATAKA)**  
**INR 137 Cr**

Sector : Energy 

Map  Satellite



anistan  
Pakistan  
New Delhi  
Nepal  
Bhutan  
India  
Bangladesh  
Mya (Bu)  
Bengaluru  
Mumbai  
Bay of Bengal  
Andama  
Sri Lanka  
Laccadive Sea



THANK YOU